




-  - Ball Valve / Gate valve
-  - Non - Return valve
-  - 25mm PVC piping OR 25mm Copper piping with conex fittings OR Welded.
- Flow rate at +/- 1800l/h