



LOOSEN KDF



**KNOCK SOFTLY WITH  
RUBBER Mallet TO  
LOOSEN KDF**



**REMOVE EXISTING MEDIA**





**WASH OUT HOUSING  
AND REPLACE RISER  
PIPE**

H<sub>2</sub>O



Drink and thrive


**COVE RISER PIPE WITH  
TAPE SO NOTHING  
FALLS IN TO THE PIPE**

103 CM

© 2014  
Aqua

**NOTHING FALLS IN DUE  
TO TAPE :)**






**PLEASE MAKE SURE THE  
RISER PIPE IS IN THE  
CENTRE BEFORE  
INSERTING GRAVEL**





**YOU MAY USE A BOTTLE AS A FUNNEL TO MAKE INSERTING MEDIA EASIER I.E. THE BOTTLE CAP OR HEAD MUST BE BIGGER THAN THE RISER PIPE TO FIT OVER IT. OUTCOME IS AN EVEN SPREAD ALL AROUND RISER PIPE**





**NOW INSERT CARBON  
USING SAME METHOD AS  
USED FOR GRAVEL**



**WHILE POURING CARBON  
MAKE SURE THE RISER  
DOES NOT LIFT OR SHIFT  
IT MUST STAY CENTRED**



**AS SHOW TAPE HAS  
PREVENTED CARBON  
FROM ENTERING THE  
RISER PIPE**





**THIS IS THE SEPPORATION  
PAD WITH GOES IN AFTER  
GAC (CARBON)**




**PUSH OVER RISER .IF IT DOES  
NOT FIT, DONT PANIC :) MOVE  
ON TO NEXT STEP**



**IF IT DOES NOT FIT CUT 4  
SMALL SLITS INTO THE  
PAD AND TRY AGAIN :)**





Folding pad to slide  
into housing



Even pad out with long screw driver  
or rod



Fill with KDF






You can gently knock the housing  
with a rubber mallet to level  
the KDF



Remove tape  
from riser pipe



Slide IL head onto riser pipe



Tighten head